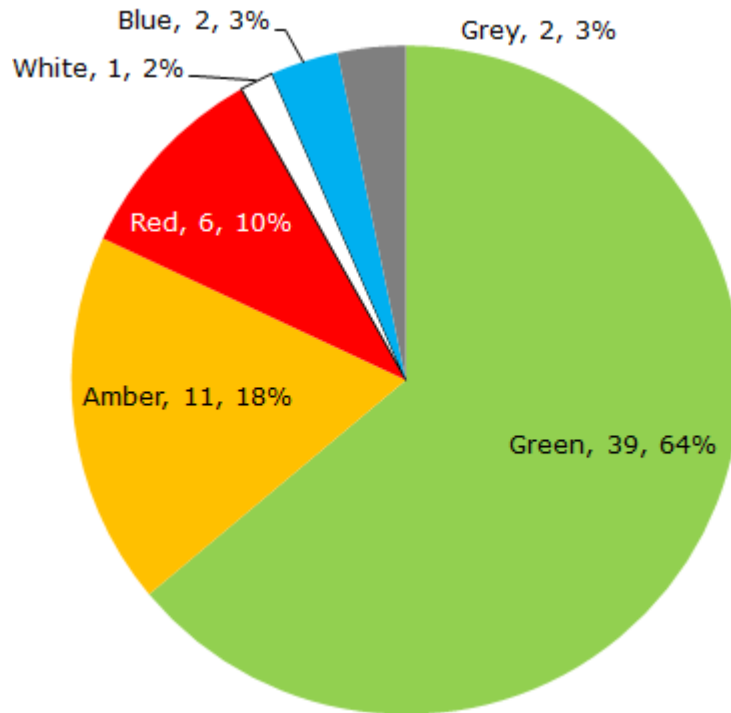


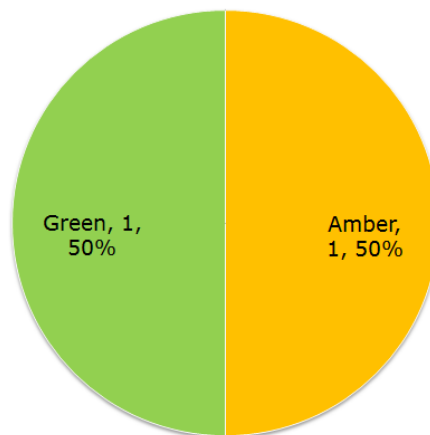
Capital Programme Performance Report
Quarter 1 2018/19
Performance by Portfolio

1. Each of the capital programme projects in delivery is required to submit a highlight report on a monthly basis to consider progress towards delivering the outputs against time, cost and quality. Summaries of the highlight reports by portfolio are available as background papers. A summary of the RAG status of projects at the end of Quarter 1 is set out in the pie chart below:



2. The performance of project by individual Cabinet Member portfolio is set out below:

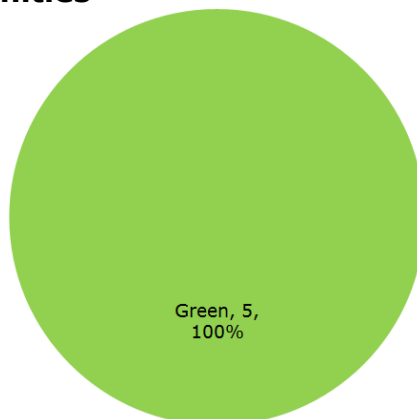
Adults and Health



3. 2 projects submitted highlight reports at the end of June. 1 scheme in delivery was rated **GREEN**, indicating that the project is reporting to plan. 1 was rated at **AMBER**, indicating that there is an issue having an effect on the project, but that it can be dealt with by the project manager or project delivery team. The table below sets out the reason the project was **AMBER** along with an update on the latest position:

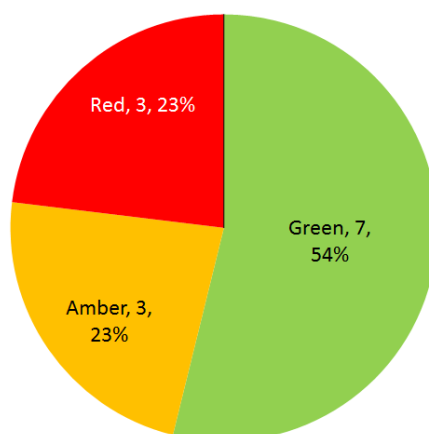
| Scheme | RAG at 30 June | Reason | Updated RAG at 25 Sept | Updated Position |
|----------------------|----------------|---|------------------------|---|
| No. 2 Boundary Close | AMBER | Change in service-user specifications delaying completion | AMBER | Site handover predicted in September 2018 |

Safer, Stronger Communities



4. 5 projects submitted highlight reports at the end of Quarter 1, all of which were rated **GREEN**, indicating that the project is reporting to plan.

Education and Skills



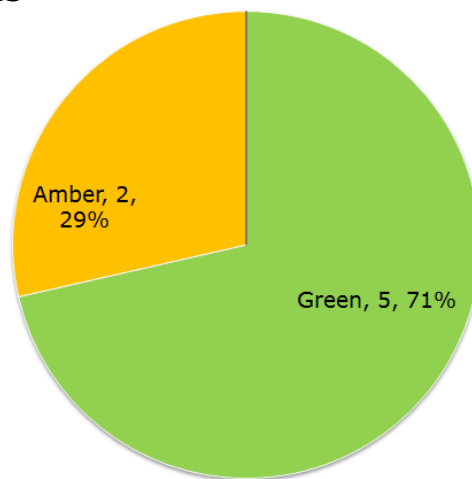
6. 13 projects submitted highlight reports at the end of June. 7 of the schemes in delivery were rated **GREEN**, indicating that the project is reporting to plan. 3 were rated as **AMBER**, indicating that there is an issue having an effect on the projects, but that it can be dealt with by the project manager or project delivery team. 3 were rated as **RED**, indicating that there are significant issues with the projects, requiring corrective action.

7. The table below sets out the reason individual project/s were rated **RED** or **AMBER** and provides an update on the latest position:

| Scheme | RAG at 30 June | Reason | Updated RAG at 25 Sept | Updated Position |
|------------------------|----------------|--|------------------------|--|
| Bramber Primary School | AMBER | Delay and potential additional costs due to ground conditions – significant flints in the soil and drainage issues | AMBER | Additional costs to be met from existing Basic Need funding, subject to Change Request. Practical completion reached, End of Project Report due in September |

| | | | | |
|-----------------------------|--------------|---|--------------|--|
| Schools Capital Maintenance | AMBER | Ordering delays as a result of SAP-UI implementation | AMBER | Resource issues contributing to delays |
| East Preston Infants School | AMBER | Additional works required on replacement roof leading to increased costs | AMBER | Change Request to be prepared to fund additional costs from underspend on East Preston Junior School project |
| Sackville School | RED | Asbestos incident reported requiring further investigation. | GREEN | Asbestos issues resolved within contingency budget. Minor delay on project, expected to complete during August |
| Parklands Primary School | RED | Project completed. Persistent and significant defects requiring additional scrutiny. Highlight report requested until issues resolved | RED | New contractor appointed to address persistent and significant defects. |
| Littlegreen School | RED | Quality issues with foundations and drainage | AMBER | Children accommodated safely on site. Agreement reached with contractor to settle final account |

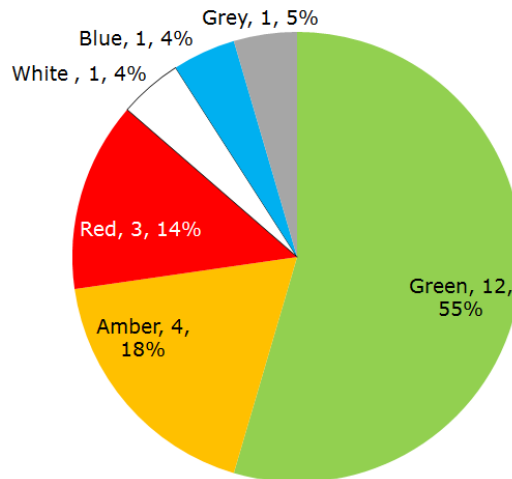
Finance and Resources



8. 7 projects submitted highlight reports at the end of June. 5 of the schemes in delivery were rated **GREEN**, indicating that the project is reporting to plan. 2 were rated at **AMBER**, indicating that there is an issue having an effect on the projects, but that it can be dealt with by the project manager or project delivery team. The table below sets out the reason individual project/s were rated **AMBER** and provides an update on the latest position:

| Scheme | RAG at 30 June | Reason | Updated RAG at 25 Sept | Updated Position |
|---|----------------|---|------------------------|---|
| Education Alternative Provision – Flinstones Centre | AMBER | Project scope increased to include kitchen facilities, requiring an increase in budget | GREEN | Programme adjusted to ensure occupation from start of term, with remaining works to be undertaken out of schools hours and at half-term |
| Energy – Carbon Reduction | AMBER | Delays to lighting upgrades at County Hall North and London Meed School and CHP engine at Centenary House | AMBER | |

Highways and Infrastructure



9. 19 projects submitted highlight reports at the end of June. 12 of the projects in delivery were rated **GREEN**, indicating that the project is reporting to plan. 4 were rated as **AMBER**, indicating that there are issues having an effect on the projects, but that they can be dealt with by the project manager or project delivery team. 3 projects were rated as **RED**, indicating that there are significant issues with the projects, requiring corrective action. 1 project did not submit a highlight report and is reported as **WHITE**:

| Scheme | RAG at 30 June | Reason | Current RAG | Latest Update |
|-------------------|----------------|---|--------------|---|
| On Street Parking | WHITE | Project funding changed from capital to revenue on advice of finance. This led to confusion over reporting requirements | GREEN | Report requirements clarified and project being delivered as approved |

10. 1 project reached practical completion during June:

| Project | Location | Description | Status |
|---|----------|--|-----------------|
| NCN2 – A259 Felpham to Littlehampton Cycle Path | Arun | Construction of a new cycle path on the A259 between Felpham and Littlehampton | COMPLETE |

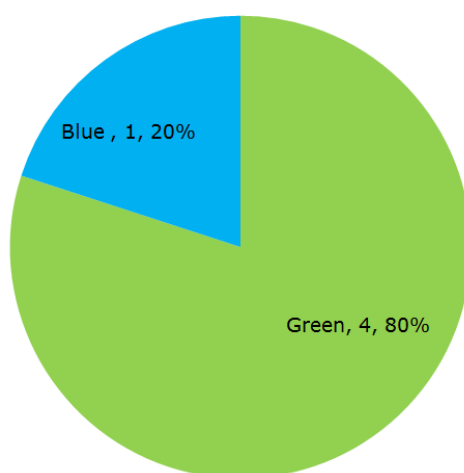
11. 1 project – Crawley Streetlighting LED Replacement - has been removed from the delivery section of the programme and returned to the pipeline following a strategic review of the outcomes and is reported as **GREY**.

12. The table below sets out the reason individual projects were rated **AMBER** and **RED** and provides an update on the latest position:

| Scheme | RAG at 30 June | Reason | Updated RAG at 25 Sept | Updated Position |
|----------------------------|----------------|---|------------------------|---|
| Better Connected Broadband | RED | Contractor behind schedule for delivery | AMBER | Remedial delivery plan agreed with contractor |
| A284 Lyminster Bypass | RED | Environment Agency requirements for flood mitigation causing changes in design leading to delay and additional cost | RED | Detailed design instructed on revised options. Additional budget requirements to be considered on return of revised designs |

| | | | | |
|--------------------------------|--------------|--|--------------|---|
| A285 Road Safety Improvements | RED | Tenders returned in excess of DfT grant funding | GREEN | Specification revised |
| Highways Improvement Programme | AMBER | Delay due to dependency on appointment of Highways Term Contractor for pricing and programming | GREEN | Delivery arrangements revert to original contractor following extension of existing contract |
| Pothole Action Fund | AMBER | Delay due to dependency on appointment of Highways Term Contractor for pricing and programming | GREEN | Delivery arrangements revert to original contractor following extension of existing contract |
| Bridges | AMBER | Cost forecast for Eatons Bridge above budget | GREEN | Block programme reprofiled |
| A259 Corridor Improvements | AMBER | Latest cost estimates higher than previously stated. | AMBER | Cost estimates to be reviewed with consultant on return of designs. Duplication of costs with adjacent development expected to be identified. |

Leader

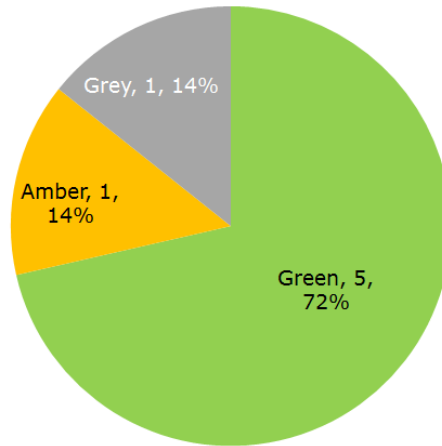


13. 4 projects submitted highlight reports at the end of June. 4 of the projects in delivery were rated **GREEN**, indicating that the project is reporting to plan.

14. 1 project reached practical completion during June:

| Project | Location | Description | Status |
|--|----------|--|-----------------|
| Crawley Growth Programme – Worth Park Avenue | Crawley | Off-carriageway shared-used cycle path connecting Station Hill and Worth Park Avenue | COMPLETE |

Environment



15. 6 projects submitted highlight reports at the end of June. 5 of the projects were rated **GREEN**, indicating that the project is reporting to plan. 1 was rated as **AMBER**, indicating that there is an issue having an effect on the project, but that it can be dealt with by the project manager or project delivery team.

16. 1 project- Waste RDF Handling Facility - has been removed from the delivery section of the programme and returned to the pipeline following a strategic review of the outcomes and is reported as **GREY**.

17. The table below sets out the reason individual project/s were rated **AMBER** and provides an update on the latest position:

| Scheme | RAG at 30 June | Reason | Updated RAG at 25 Sept | Updated Position |
|---------------------------------|----------------|---|------------------------|---|
| YES – Solar Schools Programme 1 | AMBER | Contractor capacity and cash-flow issues leading to delay in delivering to agreed programme | AMBER | Contractor suspended. New contractor appointed and on-site. |